

white


pearl

grey

ivory

taupe


TOUCH




120x120 (48"x48") RET
L1T3 WHITE
L1T4 PEARL



60x120 (24"x48") RET
4C32 WHITE
4C33 PEARL
4C34 GREY
4C35 IVORY
4C36 TAUPE



80x80 (32"x32") RET
4B85 WHITE
4B86 PEARL
4B87 GREY
4B88 IVORY
4B89 TAUPE




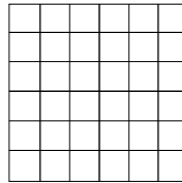
60x60 (24"x24") RET
7W50 WHITE
7W51 PEARL
7W52 GREY
7W53 IVORY
7W54 TAUPE





30x60 (12"x24") RET
6FC6 WHITE
6FC7 PEARL
6FC8 GREY
6FC9 IVORY
6FD1 TAUPE




10x60 (4"x24") RET 
5AV5 WHITE
5AV6 PEARL
5AV7 GREY
5AV8 IVORY
5AV9 TAUPE



MOSAICO 5X5 FOGLIO 30X30 (12"X12") 
N3X1 WHITE
N3X2 PEARL
N3X3 GREY
N3X4 IVORY
N3X5 TAUPE




BRUSH 60x120 (24"x48") RET
4Q72 WHITE
4Q73 PEARL
4Q74 GREY
4Q75 IVORY
4Q76 TAUPE



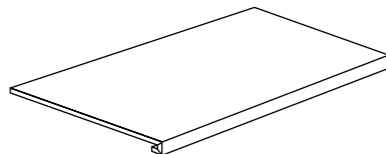
BRUSH 30x60 (12"x24") RET
6HA1 WHITE
6HA2 PEARL
6HA3 GREY
6HA4 IVORY
6HA5 TAUPE




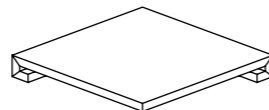
BRUSH 10x60 (4"x24") RET
5FN1 WHITE
5FN2 PEARL
5FN3 GREY
5FN4 IVORY
5FN5 TAUPE




7x60 (3"x24") BATTISCOPA RET.
5JU6 WHITE
5JU7 PEARL
5JU8 GREY
5JU9 IVORY
5JV1 TAUPE



30x60 (12"x24") GRADINO* 
8T37 WHITE
8T38 PEARL
8T39 GREY
8T40 IVORY
8T41 TAUPE



30x30 (12"x12") ANG. GRADINO* 
3Z29 WHITE
3Z30 PEARL
3Z31 GREY
3Z32 IVORY
3Z33 TAUPE


* articolo a richiesta - on request

INFORMAZIONI GENERALI - GENERAL INFORMATION

- Prodotto in gres porcellanato smaltato con impasti colorati. Bordi rettificati. Superficie naturale.
Coloured body glazed gres porcelain tiles. Rectified edges. Natural surface.
- Tutte le misure sono nominali. Le conversioni in pollici sono approssimate ed arrotondate.
All sizes are nominal. The conversions into inches are approximate and rounded off.
- Le confezioni contengono il prodotto con diverse sfumature di tono, venature e strutture con direzionalità. Al fine di ottenere il migliore effetto estetico, si consiglia, durante la posa, di prelevare le piastrelle alternativamente da scatole diverse e di posarle in senso ortogonale l'una all'altra.
The boxes contain the item with different shade variegations, veins and structures with direction. When you lay down the tiles, in order to obtain the best blend of the colours, we advice you to take the tiles alternatively from different boxes and lay down orthogonally one to the other.
- Per i formati rettangolari consigliamo una posa sfalsata massimo di 1/4 della lunghezza.
For the rectangular sizes we suggest an installation pattern at a maximum of 1/4 of the entire lenght.
- Bordi rettificati: nella posa mono e multi-formato è consigliato prevedere fughe di almeno 2 mm.
Rectified edges: when you lay down single and multi sizes it is suggested to use grouts of at least 2 mm.
- Ci riserviamo la facoltà di modificare e/o eliminare i formati, i calibri, gli spessori e le grafiche in qualsiasi momento senza che si renda necessaria una espressa comunicazione scritta.
We reserve the right to modify and/or remove the sizes, the calibers, the thickness and the graphics anytime, with no obligation of a further notice in writing.
- I toni degli articoli campionati sono puramente indicativi pertanto le variazioni di tono e di superficie non possono costituire motivo di contestazioni.
The shades of the samples are purely representative of the item itself so the shades variation and the surfaces variations cannot constitute the reason for a claim.


SIMBOLOGIA - SIMBOLOGY

RET: Rettificato

 Rectified
Prodotto tagliato

 Cut item
Prodotto su rete

Item on net

-  piastrella con torelo incollato **(solo su richiesta)**. Per uso esterno è necessario adottare tutte le misure per una posa a regola d'arte secondo usi e norme in vigore - tile with glued torelo **(on request only)**. For external use it's necessary to adopt all precautions for a perfect tile according to usage and regulations in force.