



TERRE NUOVE


Porcelain

Gres porcellanato
Feinsteinzeug

Grès cérame
Керамогранит



Surfaces



Nat
Natural

Colours



Brown



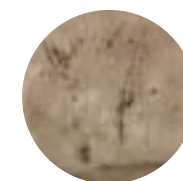
Dark



Light



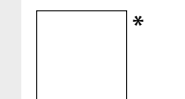
Sand



Warm

Number
of patterns

Sizes



55 **60x60** 24"x24"



75 **30x60** 12"x24"



60 **30x30** 12"x12"




80 **15x30** 6"x12"



110 **7,3x30** 3"x12"

Decors&Accessories



60x60 24"x24" Opera



30x30 12"x12" Mos/16



30x30 12"x12" Caleido



* Rectified Rettificato • Kalibriert • Rectifié • Ректифицированная

Terre Nuove Dark 3030
Terre Nuove Dark 1530
Terre Nuove Dark 730

TERRE NUOVE

Porcelain Gres porcellanato Feinsteinzeug Grès cérame Керамогранит 

V4  5  A-3 ASTM DCOF  10mm RET  60x60 24"x24" EN 14411 APPENDICE G Bla GL

Colours Colori • Farben • Couleurs • Цветов

Brown



Dark



Light





















Sand



Warm



















Sizes Formati • Formate • Format • Форматы

					
	 60x60 24"x24"	 30x60 12"x24"	 30x30 12"x12"	 15x30 6"x12"	 7,5x30 3"x12"
Surface	NAT	NAT	NAT	NAT	NAT
 Brown	Terre Nuove Brown 6060 Ret CSATN60B60	Terre Nuove Brown 3060 CSATENBR60	Terre Nuove Brown 3030 CSATENBR30	Terre Nuove Brown 1530 CSATENBR15	Terre Nuove Brown 730 CSATENBR07
 Dark	Terre Nuove Dark 6060 Ret CSATN60D60	Terre Nuove Dark 3060 CSATENDK60	Terre Nuove Dark 3030 CSATENDK30	Terre Nuove Dark 1530 CSATENDK15	Terre Nuove Dark 730 CSATENDK07
 Light	Terre Nuove Light 6060 Ret CSATN60L60	Terre Nuove Light 3060 CSATENLI60	Terre Nuove Light 3030 CSATENLI30	Terre Nuove Light 1530 CSATENLI15	Terre Nuove Light 730 CSATENLI07
 Sand	Terre Nuove Sand 6060 Ret CSATN60S60	Terre Nuove Sand 3060 CSATENSA60	Terre Nuove Sand 3030 CSATENSA30	Terre Nuove Sand 1530 CSATENSA15	Terre Nuove Sand 730 CSATENSA07
 Warm	Terre Nuove Warm 6060 Ret CSATN60W60	Terre Nuove Warm 3060 CSATENWA60	Terre Nuove Warm 3030 CSATENWA30	Terre Nuove Warm 1530 CSATENWA15	Terre Nuove Warm 730 CSATENWA07
 Pz / Box	4	7	13	23	46
 Mq / Box	1,44	1,26	1,17	1,04	1,01
 Kg / Box	30,2	26,5	24,6	21,8	21,2
 Kg / Mq	21	21	21	21	21
 Boxes / Pallet	30	32	40	44	44
 Mq / Pallet	43,2	40,32	46,8	45,76	44,44
 Kg / Pallet	906	848	984	959	933


* Rectified Rettificato • Kalibriert • Rectifié • Ректифицированная

Decors&Accessories

			
	 Opera 60x60 24"x24"	 Mos/16 30x30 12"x12"	 Caleido 30x30 12"x12"
Surface	NAT	NAT	NAT
 Opera Brown 6060 Ret CSAOPBR60	Mos/16 Terre Nuove Brown CSAMTNR16	Caleido Brown CSACABRO01	
 Opera Dark 6060 Ret CSAOPDA60	Mos/16 Terre Nuove Dark CSAMTND16	Caleido Dark CSACADAR01	
 Opera Light 6060 Ret CSAOPEL60	Mos/16 Terre Nuove Light CSAMTNL16	Caleido Light CSACALIG01	
 Opera Sand 6060 Ret CSAOPESA60	Mos/16 Terre Nuove Sand CSAMTNSA16	Caleido Sand CSACASAN01	
 Opera Warm 6060 Ret CSAOPEWA60	Mos/16 Terre Nuove Warm CSAMTNWA16	Caleido Warm CSACAWAR01	
 Pz / Box	4	6	6
 Mq / Box	1,44	0,54	0,54
 Kg / Box	30,2	10,8	10,8
 Kg / Mq	21	20	20
 Boxes / Pallet	30	60	60
 Mq / Pallet	43,2	32,4	32,4
 Kg / Pallet	906	648	648

Surfaces Superfici • Oberflächen • Surfaces • Поверхности

Nat Natural



Mos/16* 30x30 12"x12"








Caleido* 30x30 12"x12"



























* On net
Montato su rete
Auf Netz
Sur trame
Собрана на сетке

Number of patterns

Numero di grafiche • Grafische Nummer • Nombre d'images • Количество графических оформлений

 55 60x60 24"x24"	 75 30x60 12"x24"	 90 30x30 12"x12"	 80 15x30 6"x12"	 110 7,5x30 3"x12"
---	---	---	--	--

Special Trims • Pezzi Speciali • Formteile • Pièces Spéciales • Специальные Изделия

				
	 Battiscopa/60 9,5x60 3 7/8"x24"	 Battiscopa/30 8,2x30 3 1/4"x12"	 Top Scala 30x30 12"x12"	 Ang. Top Scala 30x30 12"x12"
Surface	NAT	NAT	NAT	NAT
 Battiscopa/60 Brown CSABTNBR60	 Batt./30 Terre Nuove Brown CSABTNBR30	 Top Scala Terre Nuove Brown CSATSTBR01	 Top Scala Ang. Terre Nuove Brown CSATATBR02	
 Battiscopa/60 Dark CSABTND60	 Batt./30 Terre Nuove Dark CSABTND30	 Top Scala Terre Nuove Dark CSATSTD01	 Top Scala Ang. Terre Nuove Dark CSATATD02	
 Battiscopa/60 Light CSABTNL60	 Batt./30 Terre Nuove Light CSABTNL30	 Top Scala Terre Nuove Light CSATSTL01	 Top SScala Ang. Terre Nuove Light CSATATL02	
 Battiscopa/60 Sand CSABTNSA60	 Batt./30 Terre Nuove Sand CSABTNSA30	 Top Scala Terre Nuove Sand CSATSTSA01	 Top Scala Ang. Terre Nuove Sand CSATATSA02	
 Battiscopa/60 Warm CSABTNWA60	 Batt./30 Terre Nuove Warm CSABTNWA30	 Top Scala Terre Nuove Warm CSATSTWA01	 Top Scala Ang. Terre Nuove Warm CSATATWA02	
 Pz / Box	14	25	6	2

Certifications

Certificazioni • Zertifizierungen • Certifications • Сертификаты



Terre Nuove Sand 3030
Terre Nuove Warm 6060 Ret



Static coefficient of friction
ASTM test
ASTM C1028 - 06

Dry $\mu > 0,6$ Wet $\mu > 0,6$
Natural Surface - Antislip

Dynamic coefficient of friction
DCOF AcuTest®
ANSI A137.1 - 2012

WET $\geq 0,42$
Natural Surface - Antislip

Suggestion for laying

Consigli per la posa • Ratschläge für die Verlegung • Conseil pour la pose • Советы по укладке

Considering the characteristics of this series we suggest:
• 2-3 mm joint RET
• 3-4 mm joint NR
• for the sizes 30x60 lined up laying or 3/4 staggered laying is suggested.

Viste le caratteristiche della serie si consiglia:
• Fuga 2-3 mm RET
• Fuga 3-4 mm NR
• Per i formati 30x60 si consigliano pose affiancate o a correre sfalsate di 3/4.

Im Hinblick auf die Eigenschaften der Serie es empfiehlt sich:
• 2-3 mm. Fuge RET
• 3-4 mm. Fuge NR
• Für Formate 30x60 neben verlegt oder 3/4 versetzt.

Grouting colour
Colore fuga - Farbe der Fuge
Couleur de joint - цвет шов

Brown	Mapei 110 - 111
Dark	Mapei 111 - 132
Light	Mapei 114 - 113
Sand	Mapei 112
Warm	Mapei 110

Vu les caractéristiques de la série, nous conseillons:
• Joint 2-3 mm RET
• Joint 3-4 mm NR
• Pour les formats 30x60, il est conseillé une pose alignée ou une pose décalée au 3/4.

В силу характеристик данной серии рекомендуется:
• Шов 2-3 мм RET
• Шов 3-4 мм NR
• Для форматов 30x60 рекомендуется укладка рядами или со смещением на 3/4.