

**VIVA**  
MADE

**Nr. 21**

60x120

60x60

30x60

30x120


20x120

15x120

**CONCRETE**

# Nr. 21

“The secret is to look at ordinary things  
with completely different eyes,,





CEMENTO LAPPATO - 606E8P GREY P.79 - 60x60 (23<sup>5/8</sup>"x23<sup>5/8</sup>")







CEMENTO NATURALE - 986E9R BLACK P.407 - 60x120 (23<sup>5/8</sup>"x47<sup>1/4</sup>")



CEMENTO LAPPATO - 986E8P GREY P.79 - 60x120 (23<sup>5/8</sup>"x47<sup>1/4</sup>")



WHITE P. 329



CEMENTO LAPPATO - 986EOP WHITE P.329 - 60x120 (23<sup>5/8</sup>"x47<sup>1/4</sup>")



CEMENTO NATURALE - 606E1R SAND P.294 - 60x60 (23<sup>5/8</sup>"x23<sup>5/8</sup>")





PENSILE ALA PROGETTO 1993 - PROD  
PENSILE CON RETI AER CON FORA DI QUADRO  
PENSILE RETI LAMIERE VITTORELLI  
PENSILE CON ANSA ALIATE

PANCI PERSONALIZZABILE PROGETTO 1991 - PRODUZIONE 1992








**CEMENTO NATURALE**  
606E8R GREY P.79 - 606E0R WHITE P.329 - 60x60 (23<sup>5/8</sup>"x23<sup>5/8</sup>")  
986E8R GREY P.79 - 986E0R WHITE P.329 - 986E9R BLACK P.407 - 60x120 (23<sup>5/8</sup>"x47<sup>1/4</sup>")

**CEMENTO CASSAFORMA**  
546E0GR WHITE P.329 - 20x120 (7<sup>7/8</sup>"x47<sup>1/4</sup>")  
536E9GR BLACK P.407 - 15x120 (5<sup>7/8</sup>"x47<sup>1/4</sup>")  
556E9GR BLACK P.407 - 30x120 (11<sup>13/16</sup>"x47<sup>1/4</sup>")



CEMENTO NATURALE - 986E0R WHITE P.329 - 60x120 (23<sup>5/8</sup>"x47<sup>1/4</sup>")



CEMENTO CASSAFORMA  
536E1GR SAND P.294 - 15x120 (5<sup>7/8</sup>"x47<sup>1/4</sup>")



CEMENTO CASSAFORMA

536E8GR GREY P.79 - 15x120 (5<sup>7</sup>/<sub>8</sub>"x47<sup>1</sup>/<sub>4</sub>")

546E8GR GREY P.79 - 20x120 (7<sup>7</sup>/<sub>8</sub>"x47<sup>1</sup>/<sub>4</sub>") - 556E8GR GREY P.79 - 30x120 (11<sup>3</sup>/<sub>8</sub>"x47<sup>1</sup>/<sub>4</sub>")





**CEMENTO CASSAFORMA**  
536E1GR SAND P.294 - 15x120 (5<sup>7</sup>/<sub>8</sub>"x47<sup>1</sup>/<sub>4</sub>") - 546E1GR SAND P.294 - 20x120 (7<sup>7</sup>/<sub>8</sub>"x47<sup>1</sup>/<sub>4</sub>") - 556E1GR SAND P.294 - 30x120 (11<sup>3</sup>/<sub>16</sub>"x47<sup>1</sup>/<sub>4</sub>")





Campbell's  
CONDENSED  
TOMATO  
SOUP








CEMENTO CASSAFORMA - 536E9GR BLACK P.407 - 15x120 (5<sup>7</sup>/<sub>8</sub>"x47<sup>1</sup>/<sub>4</sub>")



CEMENTO NATURALE  
606E8R GREY P.79 - 60x60 (23<sup>5</sup>/<sub>8</sub>"x23<sup>5</sup>/<sub>8</sub>")  
CEMENTO CASSAFORMA  
536E8GR GREY P.79 - 536E9GR BLACK - 15x120 (5<sup>7</sup>/<sub>8</sub>"x47<sup>1</sup>/<sub>4</sub>")



June 22, 07 a.m  
Home is back,  
dawn is in front of me.  
Finally I got  
a new sight.



**986E0R** White P. 329 Naturale Rett. 84 ■  
**986E0P** White P. 329 Lappato Rett. 87 ■  
60x120\_23<sup>5/8</sup>"x47<sup>1/4</sup>"



**986E1R** Sand P. 294 Naturale Rett. 84 ■  
**986E1P** Sand P. 294 Lappato Rett. 87 ■  
60x120\_23<sup>5/8</sup>"x47<sup>1/4</sup>"



**986E8R** Grey P. 79 Naturale Rett. 84 ■  
**986E8P** Grey P. 79 Lappato Rett. 87 ■  
60x120\_23<sup>5/8</sup>"x47<sup>1/4</sup>"



**986E9R** Black P. 407 Naturale Rett. 84 ■  
**986E9P** Black P. 407 Lappato Rett. 87 ■  
60x120\_23<sup>5/8</sup>"x47<sup>1/4</sup>"



**606E0R** White P. 329 Naturale Rett. 76 ■  
**606E0P** White P. 329 Lappato Rett. 79B ■  
**606E0RZ** White P. 329 Antislip Rett. 76 ■  
60x60\_23<sup>5/8</sup>"x23<sup>5/8</sup>"



**606E1R** Sand P. 294 Naturale Rett. 76 ■  
**606E1P** Sand P. 294 Lappato Rett. 79B ■  
**606E1RZ** Sand P. 294 Antislip Rett. 76 ■  
60x60\_23<sup>5/8</sup>"x23<sup>5/8</sup>"




**606E8R** Grey P. 79 Naturale Rett. 76 ■  
**606E8P** Grey P. 79 Lappato Rett. 79B ■  
**606E8RZ** Grey P. 79 Antislip Rett. 76 ■  
60x60\_23<sup>5/8</sup>"x23<sup>5/8</sup>"




**606E9R** Black P. 407 Naturale Rett. 76 ■  
**606E9P** Black P. 407 Lappato Rett. 79B ■  
**606E9RZ** Black P. 407 Antislip Rett. 76 ■  
60x60\_23<sup>5/8</sup>"x23<sup>5/8</sup>"



**636E0R** White P. 329 Naturale Rett. 76 ■  
30x60\_11<sup>13/16</sup>"x23<sup>5/8</sup>"



**636E1R** Sand P. 294 Naturale Rett. 76 ■  
30x60\_11<sup>13/16</sup>"x23<sup>5/8</sup>"



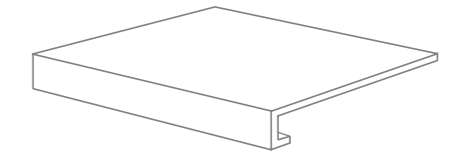
**636E8R** Grey P. 79 Naturale Rett. 76 ■  
30x60\_11<sup>13/16</sup>"x23<sup>5/8</sup>"



**636E9R** Black P. 407 Naturale Rett. 76 ■  
30x60\_11<sup>13/16</sup>"x23<sup>5/8</sup>"

## Pezzi speciali

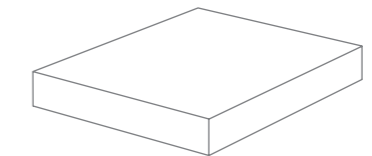
OPTION TRIMS - PIECES SPECIALES - FORMTEILE  
PIEZAS ESPECIALES - СПЕЦИАЛЬНЫЕ ИЗДЕЛИЯ



GRADONE - STEP

**1C6E0R** White P.329 Nat. Rett.  
**1C6E1R** Sand P.294 Nat. Rett.  
**1C6E8R** Grey P.79 Nat. Rett.  
**1C6E9R** Black P.407 Nat. Rett.

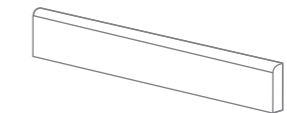
33x60x3,2x3,2\_12<sup>15/16</sup>"x23<sup>5/8</sup>"x1<sup>1/4</sup>"x1<sup>1/4</sup>"  
PCS. BOX 4 79A ■



ANGOLARE - CORNER TILE

**1A6E0R** White P.329 Nat. Rett.  
**1A6E1R** Sand P.294 Nat. Rett.  
**1A6E8R** Grey P.79 Nat. Rett.  
**1A6E9R** Black P.407 Nat. Rett.

33x33x3,2x3,2\_12<sup>15/16</sup>"x12<sup>15/16</sup>"x1<sup>1/4</sup>"x1<sup>1/4</sup>"  
PCS. BOX 2 78 ■



BATTISCOPIA - SKIRTING

**956E0R** White P.329 Nat. Rett.  
**956E1R** Sand P.294 Nat. Rett.  
**956E8R** Grey P.79 Nat. Rett.  
**956E9R** Black P.407 Nat. Rett.

7,3x60\_2<sup>7/8</sup>"x23<sup>5/8</sup>"  
PCS. BOX 10 10 ■




# CEMENTO CASSAFORMA



**556E0GR**  
White P.329 Naturale Rett.  
30x120\_11<sup>13/16</sup> x47<sup>1/4</sup> 85A



**556E1GR**  
Sand P.294 Naturale Rett.  
30x120\_11<sup>13/16</sup> x47<sup>1/4</sup> 85A



**556E8GR**  
Grey P.79 Naturale Rett.  
30x120\_11<sup>13/16</sup> x47<sup>1/4</sup> 85A




**556E9GR**  
Black P.407 Naturale Rett.  
30x120\_11<sup>13/16</sup> x47<sup>1/4</sup> 85A



**536E0GR**  
White P.329 Rett.  
15x120\_5<sup>7/8</sup> x47<sup>1/4</sup> 87




**536E1GR**  
Sand P. 294 Rett.  
15x120\_5<sup>7/8</sup> x47<sup>1/4</sup> 87



**536E8GR**  
Grey P. 79 Rett.  
15x120\_5<sup>7/8</sup> x47<sup>1/4</sup> 87



**536E9GR**  
Black P. 407 Rett.  
15x120\_5<sup>7/8</sup> x47<sup>1/4</sup> 87



**546E0GR**  
White P.329 Naturale Rett.  
20x120\_7<sup>7/8</sup> x47<sup>1/4</sup> 87



**546E1GR**  
Sand P.294 Naturale Rett.  
20x120\_7<sup>7/8</sup> x47<sup>1/4</sup> 87




**546E8GR**  
Grey P.79 Naturale Rett.  
20x120\_7<sup>7/8</sup> x47<sup>1/4</sup> 87




**546E9GR**  
Black P.407 Naturale Rett.  
20x120\_7<sup>7/8</sup> x47<sup>1/4</sup> 87

Si consiglia la posa con fuga 2 mm  
Laying with a 2 mm-joint is recommended


## MOSAICO 21 mix cemento e cassaforma\* - Tessera 4,8x4,8 - Chip 1<sup>7/8</sup> x1<sup>7/8</sup>



**I306E0**  
White P. 329 Nat.  
30x30\_11<sup>13/16</sup> x11<sup>13/16</sup> 94



**I306E1**  
Sand P. 294 Nat.  
30x30\_11<sup>13/16</sup> x11<sup>13/16</sup> 94



**I306E8**  
Grey P. 79 Nat.  
30x30\_11<sup>13/16</sup> x11<sup>13/16</sup> 94



**I306E9**  
Black P. 407 Nat.  
30x30\_11<sup>13/16</sup> x11<sup>13/16</sup> 94


## MOSAICO COLORS\* - Tessera 3,1x3,1 - Chip 1<sup>1/4</sup> x1<sup>1/4</sup>



**I306E0G**  
Grey-White Nat.  
30x30\_11<sup>13/16</sup> x11<sup>13/16</sup> 97



**I306E1G**  
Grey-Sand Nat.  
30x30\_11<sup>13/16</sup> x11<sup>13/16</sup> 97

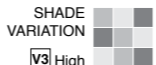


**I306E9G**  
Grey-Black Nat.  
30x30\_11<sup>13/16</sup> x11<sup>13/16</sup> 97

\* Su rete in fibra - On fibre mesh backing

| CARATTERISTICHE TECNICHE<br>Technical Features - Caracteristiques Techniques - Technische Eigenschaften<br>Technische Eigenschaften - Características Técnicas - Технические Характеристики |  | NORMA<br>Standard - Norme<br>Norm - Norma - Норма  | VALORI<br>Value - Valeur<br>Vorgabe - Valor - Средние |                     |                        |
|---|--|--|---|---------------------|------------------------|
|   | <b>PLANARITÀ</b><br>Flatness - Planéité - Ebenflächigkeit - Planaridad - Плоскостность   | UNI EN ISO 10545/2   | ± 0,26% / ± 1,5 mm                                    |                     |                        |
|   |  | ASTM C485<br>CALIBRATED ± 0,75%<br>(MAX ± 0,09 IN)   | -   |                     |                        |
|   |  | ASTM C485<br>RECTIFIED ± 0,40%<br>(MAX ± 0,05 IN-SIZE ≤ 60 cm)<br>(MAX ± 0,07 IN-SIZE > 60 cm)                                   | ± 0,25%   |                     |                        |
|   | <b>ASSORBIMENTO D'ACQUA (VALORE MEDIO IN %)</b><br>Water absorption (Average value expressed in %) - Absorption d'eau (Valeur moyenne en %)<br>Wasseraufnahme (Durchschnittswert in %) - Absorción de agua (Valor medio en %)<br>Поглощение воды   | UNI EN ISO 10545/3<br>≤ 0,5 %  | CONFOR ME   |                     |                        |
|   |  | ASTM C373  | COMPLIANT   |                     |                        |
|   | <b>RESISTENZA ALLA FLESSIONE</b><br>Modulus of rupture - Resistance a la flexion - Biegefestigkeit<br>Resistencia a la flexion - Прочность на изгиб  | UNI EN ISO 10545/4   | ≥ 50 N/mm <sup>2</sup>                                |                     |                        |
|   |  | <b>FORZA DI ROTTURA</b><br>Breaking strength - Résistance à la rupture - Bruchlast<br>Resistencia a la rotura - Разрывное усилие | UNI EN ISO 10545/4<br>ASTM C648                       | ≥ 2000 N<br>250 Lbs |                        |
|   | <b>RESISTENZA AL GELO</b><br>Frost resistance - Résistance au gel - Frostbeständigkeit -<br>Resistencia a las heladas - Морозостойкость  | UNI EN ISO 10545/12  | CONFORME  |                     |                        |
|   |  | ASTM C1026   | UNAFFECTED  |                     |                        |
|   | <b>RESISTENZA CHIMICA<br/>AD ALTE E BASSE CONCENTRAZIONI DI ACIDI E BASI</b><br>Chemical resistance to high and low acid and basic concentrations<br>Résistance chimique aux hautes et basses concentrations d'acides et de bases<br>Chemikalienfestigkeit bei hohen und niedrigen Konzentrationen von Säuren und Basen<br>Resistencia química con concentraciones altas y bajas de ácidos y bases<br>Химическая стойкость к высоким и низким концентрациям кислот и щелочей | UNI EN ISO 10545/13  | UA - ULA - UHA  |                     |                        |
|   |  | ASTM C-650   | UNAFFECTED  |                     |                        |
|   | <b>RESISTENZA ALLE MACCHIE</b><br>Stain resistance - Résistance aux taches - Fleckenbeständigkeit<br>Resistencia a las manchas - Стойкость к образованию пятен   | UNI EN ISO 10545/14  | 5   |                     |                        |
|   |  | CTI 81-7D  | NO EVIDENT VARIATION                                  |                     |                        |
|   | <b>COEFFICIENTE DI ATTRITO</b><br>Slip resistance - Coefficient de glissement - Rutschfestigkeit Barfußbereich<br>Coeficiente de atrito medio - Коэффициент трения   | DIN 51130  | <b>NATURALE</b><br>R10                                | <b>LAPPATO</b><br>- | <b>ANTISLIP</b><br>R11 |
|   |  | DIN 51097  | C (A+B+C)   | -                   | C (A+B+C)              |
|   |  | ANSI A 137.1 - 2012<br>DCOF (SECTION 9.6)  | WET ≥ 0,42  | WET ≥ 0,42          | WET ≥ 0,42             |
|   |  | B,C,R,A.   | ≥ 0,40  | -                   | ≥ 0,40                 |

Per maggiori chiarimenti sui dati tecnici e sulla garanzia consultare il catalogo generale in vigore. - For further information on technical specifications, please consult our up-dated general catalogue. - Pour toutes informations supplémentaires sur les données techniques et sur les garanties, veuillez consulter le catalogue general en vigueur. - Für weitere Informationen über technische Daten und Garantie beziehen sie sich bitte auf den aktuellen Gesamtkatalog. - Para ulteriores informaciones sobre los datos técnicos y la garantía, vease el catalogo general en vigor. - Более подробную информацию о технических данных и гарантии смотрите в действующем сводном катал.



| Articolo<br>Item<br>Reference<br>Artikel<br>Artículo<br>Артикула | Formato (cm)<br>Size (cm)<br>Format (cm)<br>Format (cm)<br>Tamaño (cm)<br>Формат (cm) | Spessore (mm)<br>Thickness (mm)<br>Epaisseur (mm)<br>Stärke (mm)<br>Espesor (mm)<br>Толщина (mm) | Pz. x Mq.<br>Pieces x Sqm<br>Pcs / M <sup>2</sup><br>Stk. x Qm<br>Pzs x Mc.<br>Шт. x Кв.М. | Pz. x Scat.<br>Pieces x Box<br>Pcs / Bte<br>Stk. x Krt.<br>Pzs x Caja<br>Шт. x Кор. | Mq. x Scat.<br>Sqm x Box<br>M <sup>2</sup> / Bte<br>Qm x Krt.<br>Mc. x Caja<br>Кв.М. x Кор. | Peso x Scat. (Kg)<br>Weight x Box (Kg)<br>Poids / Bte (Kg)<br>Gewicht x Krt. (Kg)<br>Peso x Caja (Kg)<br>Вес x Кор. (Kg) | Scat. x Pal.<br>Boxes x Pal.<br>Bte / Pal.<br>Krt. x Pal.<br>Cajas x Pal.<br>Кор. x Подд. | Mq. x Pal.<br>Sqm x Pal.<br>M <sup>2</sup> / Pal.<br>Qm x Pal.<br>Mc. x Pal.<br>Кв.М x Подд. | Peso x Pal. (Kg)<br>Weight x Pal. (Kg)<br>Poids / Pal. (Kg)<br>Gewicht x Pal. (Kg)<br>Peso x Pal. (Kg)<br>Вес x Подд (Kg) |
|--|---|--|--|---|---|--|---|--|---|
| 986E_R/P   | 60x120  | 10   | 1,39   | 2   | 1,440   | 35,00  | 22  | 31,68  | 770   |
| 606E_R/P/RZ  | 60x60   | 10   | 2,78   | 3   | 1,080   | 25,00  | 40  | 43,20  | 1000  |
| 636E_R   | 30x60   | 10   | 5,56   | 6   | 1,080   | 25,00  | 40  | 43,20  | 1000  |
| 556E_GR  | 30x120  | 10   | 2,78   | 4   | 1,440   | 34,40  | 36  | 51,84  | 1238  |
| 546E_GR  | 20x120  | 10   | 4,17   | 4   | 0,960   | 23,50  | 40  | 38,40  | 940   |
| 536E_GR  | 15x120  | 10   | 5,56   | 6   | 1,080   | 25,00  | 42  | 45,36  | 1050  |
| 1306E_<br>1306E_G  | 30x30   | 10   | 11,11  | 5   | 0,450   | 10,30  | 60  | 27,00  | 618   |





|  |  |
|--|--|
| Viva Made is a brand of Emilceramica S.r.l. a socio unico  | Sede commerciale/amministrativa  |
| <a href="http://emilgroup.it/viva">emilgroup.it/viva</a><br><a href="http://emilgroup.it">emilgroup.it</a> | Via Ghiarola Nuova, 29 - 41042 Fiorano Modenese (Mo) - Italy<br>T +39 0536 835111 - <a href="mailto:info@emilceramicgroup.it">info@emilceramicgroup.it</a><br>F (Italy) +39 0536 835958 - (Export) +39 0536 835490 |

