



986E0R White P. 329 Naturale Rett. 84
986E0P White P. 329 Lappato Rett. 87
60x120_23^{5/8}"x47^{1/4}"



986E1R Sand P. 294 Naturale Rett. 84
986E1P Sand P. 294 Lappato Rett. 87
60x120_23^{5/8}"x47^{1/4}"



986E8R Grey P. 79 Naturale Rett. 84
986E8P Grey P. 79 Lappato Rett. 87
60x120_23^{5/8}"x47^{1/4}"



986E9R Black P. 407 Naturale Rett. 84
986E9P Black P. 407 Lappato Rett. 87
60x120_23^{5/8}"x47^{1/4}"



606E0R White P. 329 Naturale Rett. 76
606E0P White P. 329 Lappato Rett. 79B
606E0RZ White P. 329 Antislip Rett. 76
60x60_23^{5/8}"x23^{5/8}"



606E1R Sand P. 294 Naturale Rett. 76
606E1P Sand P. 294 Lappato Rett. 79B
606E1RZ Sand P. 294 Antislip Rett. 76
60x60_23^{5/8}"x23^{5/8}"




606E8R Grey P. 79 Naturale Rett. 76
606E8P Grey P. 79 Lappato Rett. 79B
606E8RZ Grey P. 79 Antislip Rett. 76
60x60_23^{5/8}"x23^{5/8}"




606E9R Black P. 407 Naturale Rett. 76
606E9P Black P. 407 Lappato Rett. 79B
606E9RZ Black P. 407 Antislip Rett. 76
60x60_23^{5/8}"x23^{5/8}"



636E0R White P. 329 Naturale Rett. 76
30x60_11^{13/16}"x23^{5/8}"



636E1R Sand P. 294 Naturale Rett. 76
30x60_11^{13/16}"x23^{5/8}"



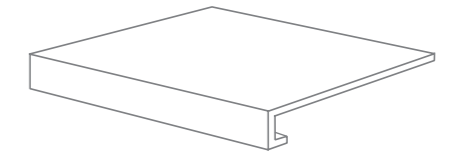
636E8R Grey P. 79 Naturale Rett. 76
30x60_11^{13/16}"x23^{5/8}"



636E9R Black P. 407 Naturale Rett. 76
30x60_11^{13/16}"x23^{5/8}"

Pezzi speciali

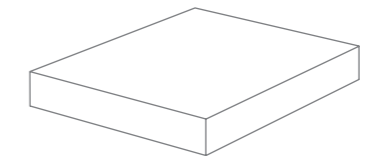
OPTION TRIMS - PIECES SPECIALES - FORMTEILE
PIEZAS ESPECIALES - СПЕЦИАЛЬНЫЕ ИЗДЕЛИЯ



GRADONE - STEP

1C6E0R White P.329 Nat. Rett.
1C6E1R Sand P.294 Nat. Rett.
1C6E8R Grey P.79 Nat. Rett.
1C6E9R Black P.407 Nat. Rett.

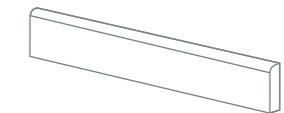
33x60x3,2x3,2_12^{15/16}"x23^{5/8}"x1^{1/4}"x1^{1/4}"
PCS. BOX 4 79A



ANGOLARE - CORNER TILE

1A6E0R White P.329 Nat. Rett.
1A6E1R Sand P.294 Nat. Rett.
1A6E8R Grey P.79 Nat. Rett.
1A6E9R Black P.407 Nat. Rett.

33x33x3,2x3,2_12^{15/16}"x12^{15/16}"x1^{1/4}"x1^{1/4}"
PCS. BOX 2 78



BATTISCOPA - SKIRTING

956E0R White P.329 Nat. Rett.
956E1R Sand P.294 Nat. Rett.
956E8R Grey P.79 Nat. Rett.
956E9R Black P.407 Nat. Rett.

7,3x60_2^{7/8}"x23^{5/8}"
PCS. BOX 10 10



CEMENTO CASSAFORMA



556E0GR
White P.329 Naturale Rett.
30x120_11^{13/16} x47^{1/4} 85A



556E1GR
Sand P.294 Naturale Rett.
30x120_11^{13/16} x47^{1/4} 85A



556E8GR
Grey P.79 Naturale Rett.
30x120_11^{13/16} x47^{1/4} 85A



556E9GR
Black P.407 Naturale Rett.
30x120_11^{13/16} x47^{1/4} 85A



536E0GR
White P.329 Rett.
15x120_5^{7/8} x47^{1/4} 87




536E1GR
Sand P. 294 Rett.
15x120_5^{7/8} x47^{1/4} 87



536E8GR
Grey P. 79 Rett.
15x120_5^{7/8} x47^{1/4} 87



536E9GR
Black P. 407 Rett.
15x120_5^{7/8} x47^{1/4} 87



546E0GR
White P.329 Naturale Rett.
20x120_7^{7/8} x47^{1/4} 87



546E1GR
Sand P.294 Naturale Rett.
20x120_7^{7/8} x47^{1/4} 87




546E8GR
Grey P.79 Naturale Rett.
20x120_7^{7/8} x47^{1/4} 87




546E9GR
Black P.407 Naturale Rett.
20x120_7^{7/8} x47^{1/4} 87

Si consiglia la posa con fuga 2 mm
Laying with a 2 mm-joint is recommended


MOSAICO 21 mix cemento e cassaforma* - Tessera 4,8x4,8 - Chip 1^{7/8} x1^{7/8}




I306E0
White P. 329 Nat.
30x30_11^{13/16} x11^{13/16} 94



I306E1
Sand P. 294 Nat.
30x30_11^{13/16} x11^{13/16} 94



I306E8
Grey P. 79 Nat.
30x30_11^{13/16} x11^{13/16} 94



I306E9
Black P. 407 Nat.
30x30_11^{13/16} x11^{13/16} 94

MOSAICO COLORS* - Tessera 3,1x3,1 - Chip 1^{1/4} x1^{1/4}



I306E0G
Grey-White Nat.
30x30_11^{13/16} x11^{13/16} 97



I306E1G
Grey-Sand Nat.
30x30_11^{13/16} x11^{13/16} 97



I306E9G
Grey-Black Nat.
30x30_11^{13/16} x11^{13/16} 97

* Su rete in fibra - On fibre mesh backing