

# IKON



## Our values/

### **Made in Italy**

Selezioniamo le migliori materie prime e, secondo canoni estetici e funzionali, le trasformiamo in prodotti che interpretano con creatività il gusto italiano. Utilizziamo in uguale misura passione e tecnologia, cura del dettaglio e precisione, chimica e cultura, estetica e attenzione all'ambiente. Per noi Made in Italy è racchiudere tutto questo in ogni singolo prodotto.

### ***Made in Italy***

*We pick the very best raw materials and we follow aesthetics and functional criteria to turn them into products embodying Italian taste and excellence. We sharply combine passion and technology, creativity and accuracy, science and culture, and environmental friendliness. To all of us, Made in Italy means gathering these features into every single product.*

### **Greenthinking**

Recuperiamo il 100% dell'acqua, autoproduciamo il 65% dell'energia, differenziamo il 98% dei rifiuti. Siamo stati i primi del settore ceramico a ottenere la certificazione PEF e tra i primi a guadagnarci l'EPD, la FDES e la HPDC. La maggior parte dei nostri prodotti è compatibile con lo standard LEED - Leadership in Energy and Environmental Design. Questo per noi è Greenthinking: un promessa molto seria, un impegno quotidiano.

### ***Greenthinking***

*We recycle 100% of our water, produce 65% of our energy, separate 98% of our waste. We were the first company in the ceramic industry to obtain PEF certification and were among the first to earn the EPD, the FDES, and the HPDC certifications. The majority of our products comply with the LEED - Leadership in Energy and Environmental Design - standard. Greenthinking implies a solemn promise, an everyday commitment.*

GRES PORCELLANATO  
PORCELAIN STONEWARE

---

**Effetto cemento**  
*Concrete effect*

# IKON



## ISPIRAZIONE/ INSPIRATION

### **Indicatore di stile**

Officine abbandonate diventano set per designer e fotografi. Materiali di recupero ornano ambienti di lusso e ridefiniscono il concetto di eleganza. Nel palcoscenico del riuso creativo, Ikon trasforma la ceramica in un cemento disegnato e artistico. Il materiale industriale mostra il suo migliore talento: adeguarsi con disinvoltura a ogni spazio.

### **Style indicator**

*Disused workshops are new sets for designers and photographers, places where waste materials create rich environments and redefine the concept of elegance. Ikon turns porcelain stoneware into an artistically-designed concrete. A nontraditional, yet intelligent portrayal of cement, which effortlessly adapts to any space.*



## INDOOR

**120x278** 6 mm  
**120x120** 9 mm  
**60x120** 9 mm  
**30x120** 9 mm  
**90x90** 9 mm  
**60x60** 9 mm  
**30x60** 9 mm  
**9,7x60** 9 mm

## OUTDOOR

**90x90 K2** 20 mm  
**60x60 K2** 20 mm

**10**  
FORMATI/  
SIZES

**3**  
SPESSORI/  
THICKNESSES

### Formati e spessori

Ikon valorizza le opere di architettura più complesse: è completa, essenziale e funzionale. L'inedita grande lastra da rivestimento, 120x278 in 6mm di spessore, permette di coprire tutta l'altezza delle pareti. Le superfici di dimensioni inferiori, dai quadrati ai listelli, sono disponibili in dieci formati.

### Sizes and thicknesses

*Ikon enhances the most complex architectural works. It is complete and easygoing: our brand-new large slab, 120x278mm and 6mm thick, can cover the entire height of the walls. Smaller dimensions, such as squares or strips, are available in ten sizes.*



## 5 COLORI/ COLORS

## 3 SUPERFICI/ SURFACES

### Colori e superfici

Trame déagagé con profondità grafica moltiplicano il realismo di Ikon. Una scala di graduale intensità avvicina grigi classici - Grey, Silver, Sky - ad alternative moderne, come il beige. White è un bianco saturo: per contrasto e per sua natura si combina sia con tinte calde che fredde. Le superfici si declinano in: R9 per interni, grip R10 per esigenze tecniche e nella versione grip R11 per esterni.

### Colors and surfaces

*Dégagé areas add visual depth to make Ikon even more authentic. Its tonal scale spans classic grays - Grey, Silver, Sky - and modern alternatives like beige. By contrast and by its nature, White shade combines both with warm and cold colors. Surfaces are made in R9 for interiors, R10 grip for technical needs and in the R11 grip version for exteriors.*



**beige**



60x60 (24"x24")


---



60x120 (24"x48") - 60x60 (24"x24")

---

ikon beige



120X120 (48"x48") - 60X120 (24"x48")  
PERCORSI SMART PIETRA DI BRESSA  
120X120 (48"x48") K2 20 mm

ikon beige



**white**



ikon white

90x90 (36"x36")



ikon white



60x120 (24"x48")

90x90 (36"x36")

**silver**



ikon silver



120x120 (48"x48")

---

120x120 (48"x48")  
ECLECTIC ONIRIC WHITE  
120x278 (48"x110")

---



ikon silver




60x120 (24"x48") - 90x90 (36"x36") K2 20 mm

ikon silver

**sky**



ikon sky



120x120 (48"x48")

ikon sky





120x120 (48"x48") - 60x120 (24"x48")

---



120x120 (48"x48") - 60x120 (24"x48")

---

ikon sky

grey



ikon grey

120x278 (48"x110") - 120x120 (48"x48")



ikon grey



120x120 (48"x48")

---

120x278 (48"x110") - 120x120 (48"x48")

---



ikon grey

# IKON

## SPECIFICHE TECNICHE/ TECHNICAL FEATURES

---

**GRES PORCELLANATO TUTTA MASSA UGL**  
*FULL-BODY PORCELAIN UGL*

---

**SPESSORI**  
*THICKNESSES*


**6 mm** (120x278)

**9 mm** (120x120 - 60x120 - 30x120 - 90x90 - 60x60 - 30x60 - 9,7x60)

**20 mm** (90x90 K2 - 60x60 K2)

---

**STONALIZZAZIONE**  
*SHADING*



V2

---

**CLASSIFICAZIONE ANTISDRUCCIOLO**  
*ASSESSMENT OF SLIP RESISTANCE*

**DIN 51130** R9 - R10 - R11

**DIN 51097** A - A+B - A+B+C

**COF** Conforme/ *Compliant*

**DCOF** Conforme/ *Compliant*

---

BEIGE



WHITE



SILVER



SKY



GREY



specs & tech

**V2**  
STONALIZZAZIONE/  
SHADING

BEIGE **V2**



WHITE **V2**



specs & tech

**V2**  
STONALIZZAZIONE/  
SHADING

SILVER V2



SKY V2



GREY V2




specs & tech




# 10 FORMATI/ SIZES




● 120x278 (48"x110") RT 6 mm




● ■ 120x120 (48"x48") RT 9 mm



● 90x90 (36"x36") RT 9 mm  
▲ 90x90 (36"x36") RT ➔ K2 20 mm



● ■ 60x60 (24"x24") RT 9 mm  
▲ 60x60 (24"x24") RT ➔ K2 20 mm



● ■ 60x120 (24"x48") RT 9 mm



● ■ 30x120 (12"x48") RT 9 mm



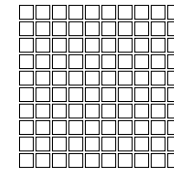
■ ▲ 30x60 (12"x24") RT 9 mm



■ 9,7x60 (3<sup>7/8</sup>"x24") RT 9 mm

● Natural R9 | ■ Grip R10 | ▲ Grip R11

# 2 DECORI/ DECORS




MOSAICO 30x30 (12"x12") RT 9 mm  
(TESSERE: 2,8x2,8 - 1<sup>1/8</sup>"x1<sup>1/8</sup>")



IKON BEIGE



IKON WHITE



IKON SILVER




IKON SKY




IKON GREY




LISTELLO UP 9,7x60 (3<sup>7/8</sup>"x24") RT 9 mm



IKON BEIGE




IKON WHITE



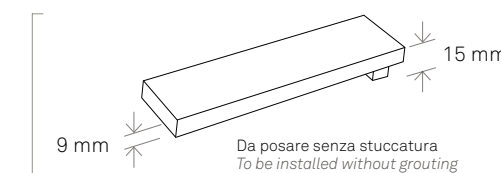
IKON SILVER



IKON SKY



IKON GREY

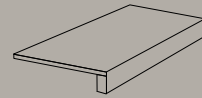


# 5

## PEZZI SPECIALI/ TRIMS



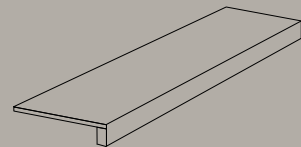
**BATTISCOPA**  
7,2x60 (2.8"x24") RT 9 mm



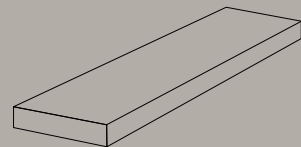
**SCALINO INCOLLATO**  
33x60 (13"x24") RT 9 mm



**ANGOLARE INCOLLATO**  
33x33 (13"x13") RT 9 mm



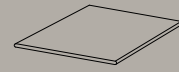
**SCALINO INCOLLATO**  
33x120 (13"x48") RT 9 mm



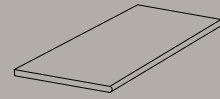
**ANGOLARE INCOLLATO**  
33x120 (13"x48") RT 9 mm

# 10

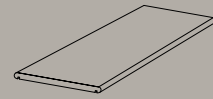
## PEZZI SPECIALI K<sub>2</sub>/ TRIMS K<sub>2</sub>



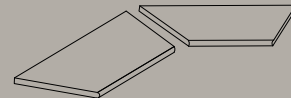
**ANGOLARE BORDO CON TORO**  
30x30 (12"x12") RT 20 mm



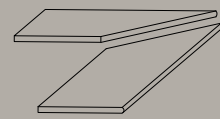
**GRADINO BORDO CON TORO**  
30x60 (12"x24") RT 20 mm



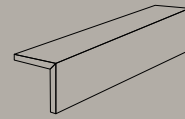
**TOP**  
30x60 (12"x24") RT 20 mm



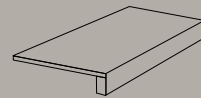
**GRADINO ANGOLO INTERNO BORDO CON TORO**  
30x60 (12"x24") RT 20 mm



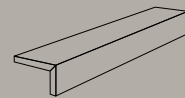
**GRADINO ANGOLO ESTERNO BORDO CON TORO**  
30x60 (12"x24") RT 20 mm



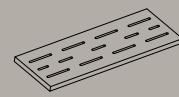
**CORDOLO "L"**  
60x20x15 (24"x8"x6") RT 20 mm



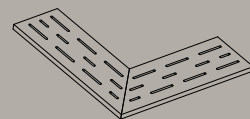
**SCALINO INCOLLATO**  
33x60x5 (13"x24"x2") RT 20 mm



**TERMINALE "L"**  
60x20x5 (24"x8"x2") RT 20 mm




**GRIGLIA**  
15x60 (6"x24") RT 20 mm




**ANGOLARE GRIGLIA**  
15x60 (6"x24") RT 20 mm


## SCHEMI DI POSA/ LAYING SYSTEM




30x120 (12"x48") RT - 33,33%  
60x120 (24"x48") RT - 66,66%



30x120 (12"x48") RT - 50,00%  
60x120 (24"x48") RT - 50,00%



30x60 (12"x24") RT - 33,33%  
60x60 (24"x24") RT - 66,66%



9,7x60 (3 7/8"x24") RT - 60,00%  
30x60 (12"x24") RT - 40,00%

Fuga minima consigliata per posa in interno 2 mm, in esterno 4 mm  
Minimum suggested joint for indoor laying 2 mm, for outdoor 4 mm  
Consigli di posa, pulizia e manutenzione al link [keope.com](http://keope.com)  
Consigli di posa, pulizia e manutenzione al link [keope.com](http://keope.com)

# 3

FINITURE/  
FINISHINGS

## Natural R9



Light traffic  
Abitazioni /  
Residential

## Grip R10



Medium traffic  
Commerciale leggero /  
Moderate commercial



Light traffic  
Abitazioni /  
Residential



Medium  
Esterni /  
Outdoor

## Grip R11



Medium traffic  
Commerciale leggero /  
Moderate commercial



Hard traffic  
Commerciale pesante /  
Heavy commercial



Medium-Hard  
Esterni /  
Outdoor



FORMATI / SIZES

	120x278 48"x110"	120x120 48"x48"	60x120 24"x48"	30x120 12"x48"	90x90 36"x36"	60x60 24"x24"	30x60 12"x24"	9,7x60 3 <sup>7/8</sup> "x24"	90x90 36"x36"	60x60 24"x24"
	1194x2778	1194x1194	596x1195	297x1195	896x896	596x596	297x596	97x596	895x895	596x596
	RT	RT	RT	RT	RT	RT	RT	RT	RT	RT
	6 mm	9 mm	9 mm	9 mm	9 mm	9 mm	9 mm	9 mm	K2 20 mm	K2 20 mm
IKON BEIGE		● ■	● ■	● ■	●	● ■	■ ▲	■	▲	▲
IKON WHITE		● ■	● ■	● ■	●	● ■	■ ▲	■	▲	▲
IKON SILVER	●	● ■	● ■	● ■	●	● ■	■ ▲	■	▲	▲
IKON SKY		● ■	● ■	● ■		● ■	■ ▲	■		
IKON GREY	●	● ■	● ■	● ■		● ■	■ ▲	■		

● Natural R9 | ■ Grip R10 | ▲ Grip R11

MISURE, PESI ED IMBALLI / SIZE, WEIGHT AND PACKAGING

FORMATO SIZE	SPESSORE THICKNESS	PZ/SCATOLA PIECES/BOX	MQ/SCATOLA SQM/BOX	KG/SCATOLA KG/BOX	MQ/PALLET SQM/PALLET	KG/PALLET KG/PALLET	SCATOLA/PALLET BOX/PALLET
120x278	6 mm	1	3,32	49,37	59,80	976,66	18
120x120	9 mm	2	2,86	62,15	57,12	1256,00	20
60x120	9 mm	2	1,44	32,06	50,40	1.135,10	35
30x120	9 mm	4	1,44	32,06	51,84	1.167,16	36
90x90	9 mm	1	0,81	20,21	28,35	720,35	35
60x60	9 mm	3	1,08	20,83	43,20	846,20	40
30x60	9 mm	7	1,26	25,00	50,40	1.013,00	40
9,7x60	9 mm	10	0,58	13,40	34,92	817,00	60
90x90 K2	20 mm	1	0,81	38,00	14,58	697,00	18
60x60 K2	20 mm	2	0,72	34,00	21,60	1.033,00	30

INFORMAZIONI TECNICHE / TECHNICAL FEATURES

INFORMAZIONI TECNICHE TECHNICAL FEATURES	NORMA NORM EN 14411 - ISO 13006	REQUISITI PRESCRITTI REQUIRED VALUES	VALORI VALUES			
 <b>DIMENSIONI RETTIFICATO</b> SIZES RECTIFIED	UNI EN ISO 10545-2	lunghezza-larghezza / length-width ±0,3% (±1,0 mm max) spessore / thickness ±5,0% (±0,5 mm max) ortogonalità / rectangularity ±0,3% (±1,5 mm max) rettilinearità / straightness ±0,3% (±0,8 mm max) planarità / flatness ±0,4% (±1,8 mm max) qualità superficie / surface quality ≥95%	<b>CONFORME</b> COMPLIANT			
 <b>ASSORBIMENTO ACQUA</b> WATER ABSORPTION	UNI EN ISO 10545-3	≤0,5%	≤0,1%			
 <b>RESISTENZA A ROTTURA</b> BREAKING STRENGTH	UNI EN ISO 10545-4	R≥35 N/mm <sup>2</sup> S≥700 N (<7,5 mm) S≥1300 N (≥7,5 mm)	<b>CONFORME</b> COMPLIANT			
 <b>RESISTENZA ABRASIONE PROFONDA (UGL - Matt)</b> DEEP ABRASION RESISTANCE (UGL - Matt)	UNI EN ISO 10545-6	≤175 mm <sup>3</sup>	≤150 mm <sup>3</sup>			
 <b>RESISTENZA SHOCK TERMICI</b> THERMAL SHOCK RESISTANCE	UNI EN ISO 10545-9	resistenza / resistant	<b>CONFORME</b> COMPLIANT			
 <b>RESISTENZA AL GELO</b> FROST RESISTANCE	UNI EN ISO 10545-12	resistenza / resistant	<b>CONFORME</b> COMPLIANT			
 <b>RESISTENZA CHIMICA</b> CHEMICAL RESISTANCE	UNI EN ISO 10545-13	resistenza / resistant	<b>CONFORME</b> COMPLIANT			
 <b>RESISTENZA ALLE MACCHIE</b> RESISTANCE TO STAINS	UNI EN ISO 10545-14	pulibile / cleanable	<b>CONFORME</b> COMPLIANT			
	DIN 51130	R	prodotto / product	R	A+B+C	>0,40 >0,42
	DIN 51097	A+B+C	120x278 - 120x120 - 60x120 - 30x120 - 90x90 - 60x60	R9	A	<b>CONFORME</b> COMPLIANT
 <b>CLASSIFICAZIONE ANTISDRUCCIOLO</b> ASSESSMENT OF SLIP RESISTANCE	B.C.R.A. (COF)	>0,40 bagnato / wet	120x120 - 60x120 - 30x120 - 60x60 - 30x60 - 9,7x60	R10	A+B	<b>CONFORME</b> COMPLIANT
	ANSI A137.1 2012 (DCOF)	>0,42 bagnato / wet	30x60 - 90x90 K2 - 60x60 K2	R11	A+B+C	<b>CONFORME</b> COMPLIANT

Piastrelle pressate a secco - Conforme alla norma EN 14411 e ISO 13006 appendice G gruppo B1-a con E ≤0,5%  
Dry pressed tiles - Compliant with standards EN 14411 and ISO 13006 annex G group B1-a with E ≤0,5%



---

**HEADQUARTER** via statale 467, 21  
42013 Casalgrande (RE) - Italy

**FACTORY** via canale, 67  
42013 Casalgrande (RE) - Italy

**WAREHOUSE** via dell'industria, 1  
42013 Casalgrande (RE) - Italy

---

**PHONE** +39 0522 997511

**FAX** +39 0522 997544 (OT) - 545 (IT)

**ADMIN. FAX** +39 0522 997413

---

[info@keope.com](mailto:info@keope.com)

[keope.com](http://keope.com)



