


FORM

Porcelain Rectified Gres porcellanato Rettificato Feinsteinzeug Kalibriert Grès cérame Rectifié Керамогранит Ректифицированная digital technology

RET V3

Colours


Colori • Farben • Couleurs • Цветов



Light



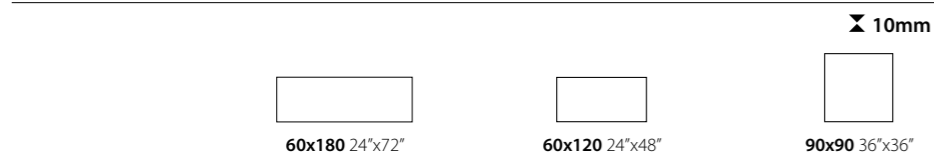
Cement



Grey

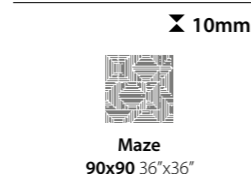
Sizes

Formati • Formate • Format • Форматы



Surface	NAT	NAT	AS	NAT
Light	Form Light 60180 CSAFORLI60	Form Light 60120 CSAFORLI12	Form Light 60120 As CSAFOLIA12	Form Light 9090 CSAFORLI90
Cement	Form Cement 60180 CSAFOCEM60	Form Cement 60120 CSAFORCE12	Form Cement 60120 As CSAFOCEA12	Form Cement 9090 CSAFORCE90
Grey	Form Grey 60180 CSAFORGR60	Form Grey 60120 CSAFORGR12	Form Grey 60120 As CSAFOGRA12	Form Grey 9090 CSAFORGR90
Pz / Box	2	2	2	2
Mq / Box	2,16	1,44	1,62	1,62
Kg / Box	47,5	31,7	35,6	35,6
Kg / Mq	22	22	22	22
Boxes / Pallet	24	24	20	20
Mq / Pallet	51,84	34,56	32,4	32,4
Kg / Pallet	1.140	761	712	712

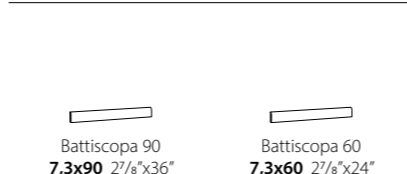
Decors&Accessories



Surface	NAT
Maze 9090 CSAMAZE190	Maze 9090 CSAMAZE190
Pz / Box	2
Mq / Box	1,62
Kg / Box	35,6
Kg / Mq	22
Boxes / Pallet	20
Mq / Pallet	32,4
Kg / Pallet	712

Special Trims

Pezzi Speciali • Formteile • Pièces Spéciales • Специальные Изделия



Surface	NAT	NAT
Battiscopa 90 Form Light	Battiscopa 90 Form Light	Battiscopa 60 Form Light
Battiscopa 90 Form Cement	Battiscopa 90 Form Cement	Battiscopa 60 Form Cement
Battiscopa 90 Form Grey	Battiscopa 90 Form Grey	Battiscopa 60 Form Grey
Pz / Box	2	2
Mq / Box	1,62	1,62
Kg / Box	35,6	35,6
Kg / Mq	22	22
Boxes / Pallet	20	20
Mq / Pallet	32,4	32,4
Kg / Pallet	712	712

Decors&Accessories

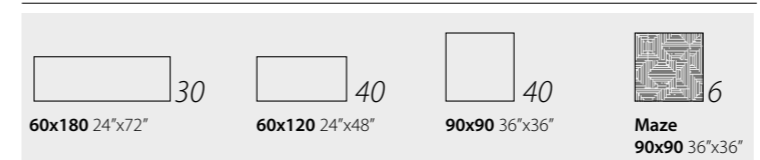


90x90 36"x36" Maze 9090* CSAMAZE190

*Available in one colour version only

Number of patterns

Numero di grafiche • Grafische Nummer • Nombre d'images • Количество графических оформлений

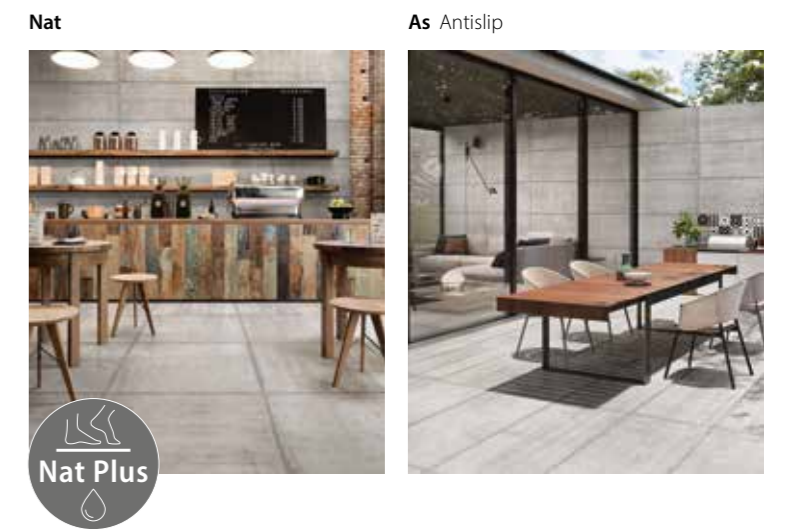


Surface	NAT	AS	NAT	AS	NAT	AS
Grad 120 Form Light	Grad 120 Form Light	Grad 120 Form Light As	Ang. Grad 120 Sx Form Light	Ang. Grad 120 Sx Form Light As	Ang. Grad 120 Dx Form Light	Ang. Grad 120 Sx Form Light As
Grad 120 Form Cement	Grad 120 Form Cement	Grad 120 Form Cement As	Ang. Grad 120 Sx Form Cement	Ang. Grad 120 Sx Form Cement As	Ang. Grad 120 Dx Form Cement	Ang. Grad 120 Sx Form Cement As
Grad 120 Form Grey	Grad 120 Form Grey	Grad 120 Form Grey As	Ang. Grad 120 Sx Form Grey	Ang. Grad 120 Sx Form Grey As	Ang. Grad 120 Dx Form Grey	Ang. Grad 120 Sx Form Grey As
Pz / Box	2	2	1	1	1	1
Mq / Box	1,62	1,62	1,62	1,62	1,62	1,62
Kg / Box	35,6	35,6	35,6	35,6	35,6	35,6
Kg / Mq	22	22	22	22	22	22
Boxes / Pallet	20	20	20	20	20	20
Mq / Pallet	32,4	32,4	32,4	32,4	32,4	32,4
Kg / Pallet	712	712	712	712	712	712

Surface	5	R10	A+B	ASTM	DCOF	PTV ≥ 36	***	10mm	EN 14411 APPENDICE G Bla GL
Nat	5	R10	A+B	ASTM	DCOF	PTV ≥ 36	***	10mm	EN 14411 APPENDICE G Bla GL
As	5	R11	A+B+C	ASTM	DCOF	PTV ≥ 36	***	10mm	EN 14411 APPENDICE G Bla GL

Surfaces

Superfici • Oberflächen • Surfaces • Поверхности



Pendulum Friction Test - BS 7976

Metodo del Pendolo

- * Determination of slip resistance of pedestrian surfaces; it does not coversports surfaces and road surfaces for vehicles (skid resistance).
Determinazione della resistenza allo scivolamento delle superfici pedonabile; non si applica alle pavimentazioni sportive ed alle pavimentazioni stradali veicolabili.
- ** Anti-slip performance is guaranteed at the time of delivery of the product.
Le presatazioni Anti-slip vengono garantite al momento della consegna del prodotto.
- *** Pendulum Friction Test - AS 4586 / UNE-ENV 12633 on demand / su richiesta.

Certifications

Certificazioni • Zertifizierungen • Certifications • Сертификаты



Static coefficient of friction	Dynamic coefficient of friction
** ASTM test ASTM C1028 - 06	DCOF AcuTest* ANSI A137.1 - 2012
Dry μ > 0,6 Wet μ > 0,6 Natural Surface - Antislip	WET ≥ 0,42 Natural Surface - Antislip

Suggestion for laying

Consigli per la posa • Ratschläge für die Verlegung • Conseil pour la pose • Советы по укладке

Considering the characteristics of this series we suggest:
 • 2-3 mm joint
 • Lined up laying or 4/5 staggered laying is suggested

Im Hinblick auf die Eigenschaften der Serie es empfiehlt sich:
 • 2-3 mm Fuge
 • Neben verlegt oder 4/5 versetzt

Viste le caratteristiche della serie si consiglia:
 • Fuga 2-3 mm
 • Si consigliano pose affiancate o a corriere sfalsate di 4/5

Vu les caractéristiques de la série, nous conseillons:
 • Joint 2-3 mm
 • Il est conseillé une pose alignée ou une pose décalée au 4/5

В силу характеристик данной серии рекомендуется:
 • Шов 2-3 мм
 • Рекомендуется укладка рядами или со смещением на 4/5

Grouting colour
 Colore fuga - Farbe der Fuge
 Couleur de joint - Цвет шов

Form Light Mapei 110 Kerakoll 02
 Form Cement Mapei 112 Kerakoll 04
 Form Grey Mapei 112 Kerakoll 04
 Maze Mapei 112 Kerakoll 04