

Il sistema intelligente in GRES PORCELLANATO a spessore 2 CM per pavimentazioni in SPAZI ESTERNI.



Completa VERSATILITÀ di POSA per tutte le esigenze di applicazione. K2 arreda facilmente gli spazi all'aperto.

Complete LAYING VERSATILITY for all application requirements. K2 is a design feature for outdoor spaces.

VERSATILITE complète de la POSE pour toutes les exigences d'application. K2 décore aisément les espaces à ciel ouvert.


Vollständige VIELFÄLTIGKEIT der VERLEGUNG für alle Anwendungserfordernisse. K2 gestaltet mühelos Bereiche unter freiem Himmel.



POSA A SECCO IN APPOGGIO SU:

Dry laying on:
Pose à sec en appui sur:
Trockene verlegung Durch Auflage auf:

ERBA	GHIAIA	SABBIA
Grassy ground	Gravel	Sand
Sols herbeux	Gravier	Sable
Rasen	Kies	Sand



POSA SU MASSETTO CON COLLA

Laying on screed with adhesive
Pose sur chape avec de la colle
Verlegung auf Estrich mit Kleber



POSA SOPRAELEVATA CON SUPPORTO:

Raised laying with support:
Pose surelevée avec support:
Verlegung auf Hohlraumboden mit Halterung:



The intelligent paving system 2 CM-thickness PORCELAIN STONEWARE TILES for OUTDOOR APPLICATIONS.

Le système intelligent en GRÈS CÉRAME de 2 CM d'épaisseur destiné au pavage des ESPACES EXTÉRIEURS.

Das intelligente System aus FEINSTEINZEUG mit 2 CM Stärke für BODENBELÄGE IM AUSSENBEREICH.



PER LA CASA

FOR THE HOME . POUR LA MAISON . FÜR DIE WOHNUNG

camminamenti	walkways	passage	Laufwege
violetti	driveways	allées	Wege
sentieri su prato o ghiaia	paths on grass or gravel	sentiers sur pelouse ou gravier	Pfade auf Rasen oder Kies
verande	verandas	vérandas	Veranden
piscine	swimming pools	piscines	Schwimmbäder
aree cortilive	courtyards	cours	Hofbereiche
garage	garages	garages	Garage
scale	stairs	escaliers	Treppen



NEGLI SPAZI PUBBLICI

FOR PUBLIC SPACES . DANS LES ESPACES PUBLICS . IN ÖFFENTLICHEN BEREICHEN

servizi pubblici	public services	services publics	Öffentliche Dienstleistungen
alberghi	hotels	hôtels	Hotels
stabilimenti balneari	private beaches	établissements balnéaires	Badeeinrichtungen
negozi	shops	magasins	Geschäfte
ristoranti	restaurants	restaurants	Gaststätten
bar	bars	bars	Bar
centri benessere	wellness centres	centres de bien-être	Wellness-Center
arredo urbano	urban design	mobiliier urbain	Stadteinrichtung
passaggi in sicurezza	safety passages	passages sécurisés	Schutzwege

K2 introduce una nuova prospettiva progettuale. K2 mette a disposizione degli architetti e professionisti uno strumento nuovo per creare continuità di superficie tra interni ed esterni. Infatti, è studiata per trovare continuità di superficie nelle collezioni di Keope per interni anche a spessore 1 cm nella versione R9.

K2 introduces a new design perspective. K2 offers architects and professionals a new instrument to create continuity between interior and exterior surfaces. Indeed, it is designed to create continuity even between the surfaces of the Keope 1 cm thick interior and exterior collections in the R9 version.

K2 introduit une nouvelle perspective conceptuelle. K2 met à la disposition des architectes et des professionnels un nouvel instrument pour créer une continuité de surface entre l'intérieur et l'extérieur. En effet, il est conçu pour trouver une continuité de surface dans les collections de Keope pour l'intérieur également d'une épaisseur de 1 cm dans la version R9.

K2 führt eine neue Entwurfsperspektive ein. K2 stellt den Architekten und Fachleuten ein neues Hilfsmittel zur Verfügung, um durchgängige Oberflächen zwischen Innen- und Außenbereichen zu schaffen. Tatsächlich wurde entwickelt, um unterbrechungslose Oberflächen mit den Kollektionen von Keope für Innenbereiche auch mit einer Dicke von 1 cm in der Ausführung R9 zu schaffen.

FORMATI

SIZES . FORMATS . FORMATE . FORMATOS

SPESSORE 20 mm.



30x120 - 12"x48"
STRUTT. RT

COLORI

COLOURS . COULEURS . FARBEN . COLORES



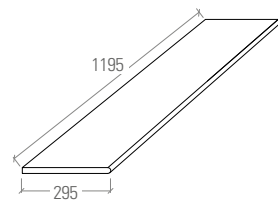
EVOKE SAND



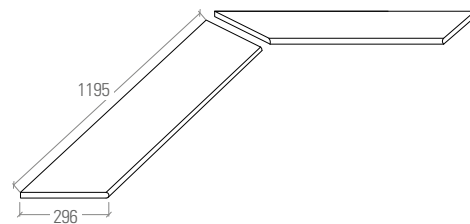
EVOKE BROWN

PEZZI SPECIALI

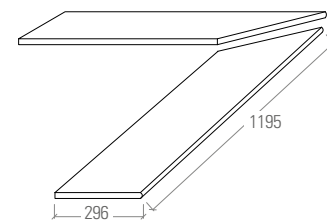
TRIMS.PIÈCES SPÉCIALES.FORMTEILE



Bordo con toro
30x120



**Angolo interno
bordo con toro**
30x120



**Angolo esterno
bordo con toro**
30x120



Per dettagli sul prodotto in 20 mm di spessore e sui relativi sistemi di posa ed, in particolare, per le raccomandazioni, accorgimenti, limitazioni di utilizzo e precauzioni in fase di posa, si raccomanda di prendere visione del catalogo K2 e del sito www.keope.com

For further details on the 20 mm product and the installation systems, in particular for recommendations, restrictions of use, and precautions during installation, please refer to www.keope.com website and to the 20 mm catalogue K2.

Pour de plus amples détails sur les produits de 20 mm d'épaisseur et sur leurs systèmes de pose, et en particulier, pour les recommandations, mises à jour, limitations d'usage et précautions en phase de pose, veuillez prendre connaissance du catalogue K2 et du site www.keope.com

Für details zum produkt mit 20 mm stärke und entsprechende verlegesysteme, insbesondere hinsichtlich hinweise und anmerkungen, nutzungseinschränkungen und vorsichtsmassnahmen während der verlegung, wird die einsicht des katalogs K2 und der webseite www.keope.com empfohlen.

Para más detalles sobre el producto de 20 mm de espesor y el sistema de colocación correspondiente, así como consejos, precauciones, límites de uso y medidas a tomar durante la colocación, consulte el catálogo K2 y el sitio web www.keope.com

Le quote indicate nei disegni sono espresse in mm. The values in the drawings are expressed in mm.
Les cotes indiquées sur les dessins sont exprimées en mm. Die in den Zeichnungen angegebenen Höhen sind in mm ausgedrückt.

EVOKE


NATURALE RETTIFICATO . NATURAL RECTIFIED . NATUREL RECTIFIÉ . NATURBELASSEN REKTIFIZIERT . NATURAL RECTIFICADO
STRUTTURATO RETTIFICATO . TEXTURED RECTIFIED . STRUCTURÉ RECTIFIÉ . STRUKTURIERT REKTIFIZIERT . ESTRUCTURADO RECTIFICADO

FORMATI

SIZES . FORMATS . FORMATE . FORMATOS

SPESSORE 9,5 mm

THICKNESS . ÉPAISSEUR . STÄRKE . ESPESOR



30x120
12"x48"

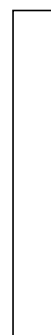
NAT RT



20x120
8"x48"

NAT RT

STRUTT RT



15x120
6"x48"

NAT RT

EVOKE IVORY



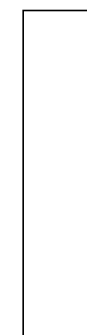
NATURALE RETTIFICATO . NATURAL RECTIFIED . NATUREL RECTIFIÉ . NATURBELASSEN REKTIFIZIERT . NATURAL RECTIFICADO
STRUTTURATO RETTIFICATO . TEXTURED RECTIFIED . STRUCTURÉ RECTIFIÉ . STRUKTURIERT REKTIFIZIERT . ESTRUCTURADO RECTIFICADO

FORMATI

SIZES . FORMATS . FORMATE . FORMATOS

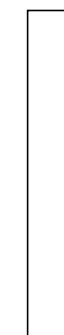
SPESSORE 9,5 mm

THICKNESS . ÉPAISSEUR . STÄRKE . ESPESOR



30x120
12"x48"

NAT RT



20x120
8"x48"

NAT RT

STRUTT RT



15x120
6"x48"

NAT RT

EVOKE BEIGE



EVOKE

NATURALE RETTIFICATO . NATURAL RECTIFIED . NATUREL RECTIFIÉ . NATURBELASSEN REKTIFIZIERT . NATURAL RECTIFICADO

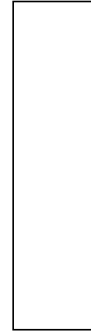
FORMATI

SIZES . FORMATS . FORMATE . FORMATOS

SPESSORE 9,5 mm

THICKNESS . ÉPAISSEUR . STÄRKE . ESPESOR

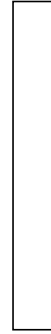
EVOKE SAND



30x120
12"x48"
NAT RT



20x120
8"x48"
NAT RT



15x120
6"x48"
NAT RT



NATURALE RETTIFICATO . NATURAL RECTIFIED . NATUREL RECTIFIÉ . NATURBELASSEN REKTIFIZIERT . NATURAL RECTIFICADO

FORMATI

SIZES . FORMATS . FORMATE . FORMATOS

SPESSORE 9,5 mm

THICKNESS . ÉPAISSEUR . STÄRKE . ESPESOR

EVOKE BROWN



30x120
12"x48"
NAT RT



20x120
8"x48"
NAT RT



15x120
6"x48"
NAT RT



EVOKE

NATURALE RETTIFICATO . NATURAL RECTIFIED . NATUREL RECTIFIÉ . NATURBELASSEN REKTIFIZIERT . NATURAL RECTIFICADO
 STRUTTURATO RETTIFICATO . TEXTURED RECTIFIED . STRUCTURÉ RECTIFIÉ . STRUKTURIERT REKTIFIZIERT . ESTRUCTURADO RECTIFICADO

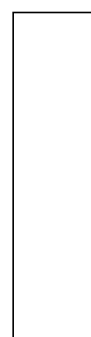
FORMATI

SIZES . FORMATS . FORMATE . FORMATOS

SPESSORE 9,5 mm

THICKNESS . ÉPAISSEUR . STÄRKE . ESPESOR

EVOKE MOKA



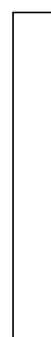
30x120
12"x48"

NAT RT



20x120
8"x48"

**NAT RT
STRUTT RT**



15x120
6"x48"

NAT RT

EVOKE

30x120 - 46%

20x120 - 31%

15x120 - 23%

30x120 - 30%

20x120 - 40%

15x120 - 30%

30x120 - 60%

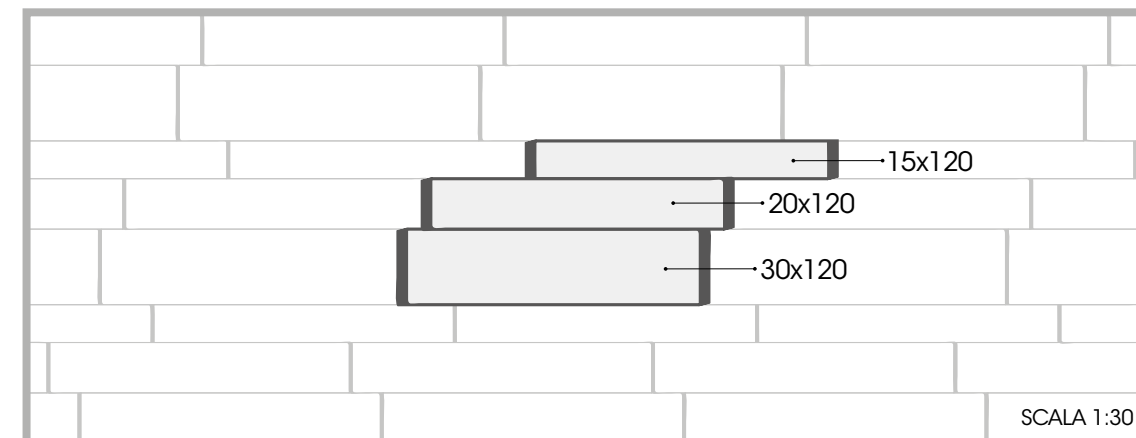
20x120 - 40%

30x120 - 66%

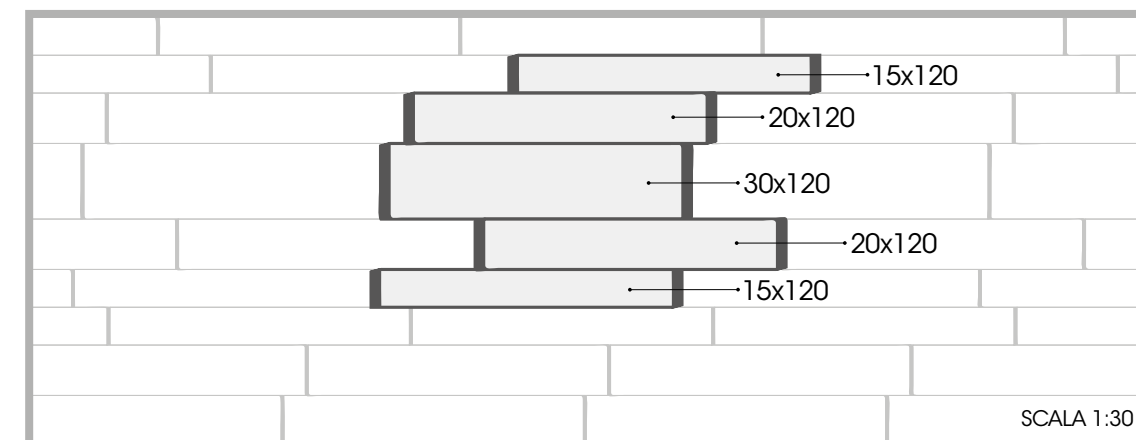
15x120 - 33%

SCHEMI DI POSA

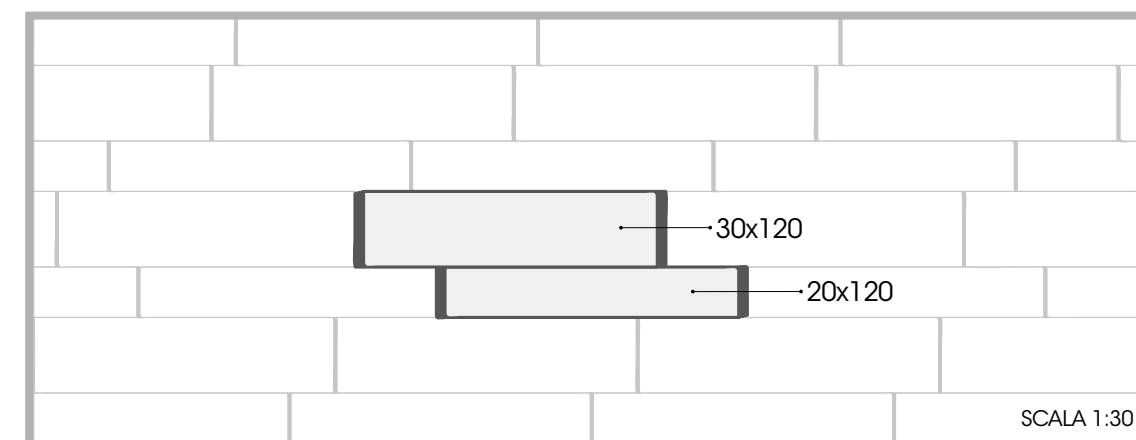
LAYING PATTERNS . SCHÉMAS DE POSE
 VERLEGUNGSSCHEMEN . ESQUEMAS DE COLOCACIÓN



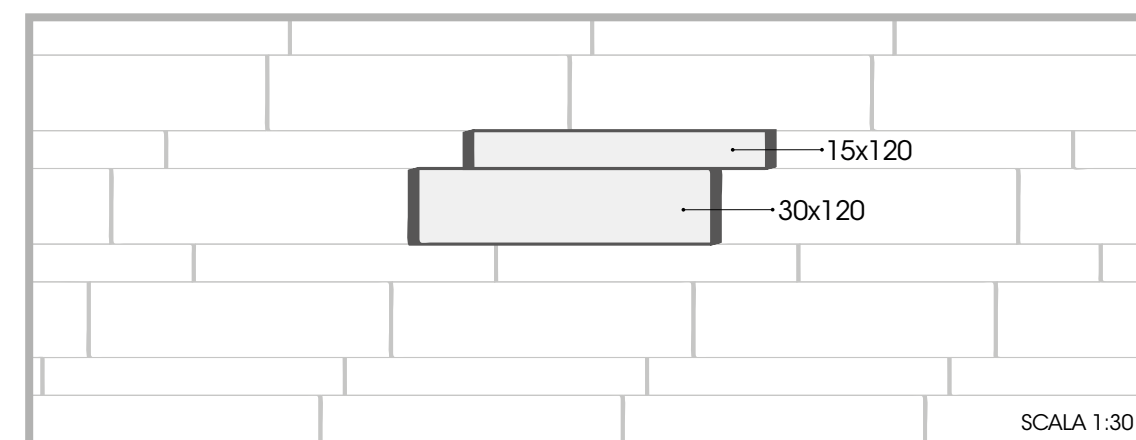
SCALA 1:30



SCALA 1:30



SCALA 1:30



SCALA 1:30



FINITURA STRUTTURATO

TEXTURED FINISH. FINITIONS STRUCTURÉ
OBERFLÄCHENAUSFÜHRUNGEN STRUKTURIERT. ACABADOS ESTRUCTURADO

La finitura **STRUTTURATO** è disponibile nei colori : Evoke Ivory, Evoke Beige, Evoke Moka, nel formato 20x120 (spessore 9,5 mm)

The TEXTURED finish is available in the colours Evoke Ivory, Evoke Beige, Evoke Moka, in size 20x120 (9,5 mm thickness)

La finition STRUCTURÉE est réalisée dans les couleurs Evoke Ivory, Evoke Beige, Evoke Moka du format 20x120 (9,5 mm d'épaisseur)

Die STRUKTURIERTE Oberflächenausführung ist in Versionen Evoke Ivory, Evoke Beige, Evoke Moka, erhältlich in allen Farben des Formats 20x120 (Stärke 9,5 mm)

El acabado ESTRUCTURADO está disponible en los colores Evoke Ivory, Evoke Beige, Evoke Moka en el formato 20x120 (espesor 9,5 mm)

DECORI

DECORS. DECORATIONS. DEKORE. DECOROS



*LISTELLO 3x120 - 1 1/4"x48"



*LISTELLO 6x120 - 2 1/2"x48"


*Disponibile in tutti i colori. *Available in all the colours. *Disponible dans tous les couleurs. *In allen Farben in der ausführung. *Disponible en todos los colores

TUTTI I PROFILI DI VETRO E METALLO DEL CATALOGO DI CERAMICHE KEOPE POSSONO ESSERE ABBINATI A QUESTA COLLEZIONE.


ALL GLASS AND METAL PROFILES IN THE CERAMICHE KEOPE CATALOGUES CAN BE COMBINED WITH THIS COLLECTION.

PEZZI SPECIALI

TRIMS. PIECES SPECIALES.
FORMTEILE. PIEZAS ESPECIALES



• BATTISCOPA RT
7,2x60 - 2,8"x24"
BULLNOSE RT. PLINTHE RT
SOCKEL RT. RODAPIÉ RT



• SCALINO CON PROFILO INCOLLATO RT.
30x120 - 12"x48"
GLUED STEP TREAD RT.
NEZ DE MARCHE COLLÉ RT.
GEKLEBTE STUFENPLATTE RT.
PELDAÑO CON PERFIL PEGADO RT.

FORMATI

FORMATI sizes formats formate formatos	30x120 12"x48"	20x120 8"x48"	15x120 6"x48"	7,2x60 2,8"x24" battiscopa	30x120 12"x48" ● scalino con profilo incollato RT.
Evoke Ivory	■	■ ▲	■	■	■ ▲
Evoke Sand	■ △	■	■	■	■ ▲
Evoke Beige	■	■ ▲	■	■	■ ▲
Evoke Brown	■ △	■	■	■	■ ▲
Evoke Moka	■	■ ▲	■	■	■ ▲

■ naturale rettificato R9 - natural rectified R9 - naturel rectifié R9 - naturbelassen rektifiziert R9 - natural rectificado R9

▲ strutturato rettificato R11 - textured rectified R11 - structuré rectifié R11 - strukturiert rektifiziert R11 - estructurado rectificado R11

△ strutturato rettificato R11 spessore 2cm (K2) - Textured rectified R11 2cm thickness (K2) - Structuré rectifié R11 2cm d'épaisseur (K2)
Strukturiert rektifiziert R11 Feinsteinzeug mit 2cm (K2) - Estructurado rectificado R11 espesor 2cm (K2)

• Disponibile in tutti i colori, nella finitura strutturato e naturale, solo su ordinazione - • Available in all the colours in the textured and natural finish on order only -

• Disponible dans tous les couleurs structure et naturel uniquement a la demande - • Auf Anfrage, verfüegbar in allen Farben der strukturierten und naturbelassen Ausfuehrung - • Disponible en todos los colores en el acabado estructurado y natural solo bajo peticion

CARATTERISTICHE TECNICHE

PIASTRELLE PRESSATE A SECCO - CONFORME ALLA NORMA EN 14411 E ISO 13006 APPENDICE G GRUPPO BIa CON E ≤ 0,5 % UGL

TECHNICAL FEATURES - DRY PRESSED TILES - COMPLIANT WITH STANDARDS EN 14411 AND ISO 13006 ANNEX G GROUP BIa WITH E ≤ 0,5 % UGL

		CARATTERISTICA TECNICA TECHNICAL FEATURES	NORMA SPECIFICATION	VALORE PRESCRITTO VALUES REQUIRED N ≥ 15 cm		*VALORE KEOPE *KEOPE VALUES
CARATTERISTICHE DI REGOLARITÀ REGULARITY CHARACTERISTICS	◆	LUNGHEZZA E LARGHEZZA LENGHT AND WIDTH	ISO 10545-2	± 0,3 %	± 1 mm	± 0,2 % max 1 mm
	◆	SPESSORE THICKNESS	ISO 10545-2	± 5,0 %	± 0,5 mm	CONFORME IN ACCORDANCE
	◆	ORTOGONALITÀ ** RECTANGULARITY	ISO 10545-2	± 0,3 %	± 1,5 mm	± 0,2 % max 1,5 mm
	◆	RETTILINEARITÀ DEGLI SPIGOLI STRAIGHTNESS OF SIDES	ISO 10545-2	± 0,3 %	± 0,8 mm	± 0,2 % max 0,8 mm
	◆	PLANARITÀ SURFACE FLATNESS	ISO 10545-2	± 0,4 %	± 1,8 mm	± 0,3 % max 1,5 mm
CARATTERISTICHE STRUTTURALI STRUCTURAL CHARACTERISTICS	◆	ASSORBIMENTO D'ACQUA WATER ABSORPTION	ISO 10545-3	≤ 0,5 %		≤ 0,1 % CONFORME IN ACCORDANCE
	◆	FORZA DI ROTTURA BREAKING STRENGHT	ISO 10545-4	≥ 1300 N		CONFORME IN ACCORDANCE
	MODULO DI ROTTURA MODULUS OF RUPTURE	≥ 35 N/mm ²		≥ 40 N/mm ²		
CARATTERISTICHE SUPERFICIALI SURFACE CHARACTERISTICS	◆	RESISTENZA ALLA ABRASIONE PROFONDA RESISTANCE TO DEEP ABRASION	ISO 10545-6	≤ 175 mm ³		≤ 155 mm ³
CARATTERISTICHE TERMO IGROMETRICHE THERMAL AND HYGROMETRIC CHARACTERISTICS	◆	COEFFICIENTE DI DILATAZIONE TERMO LINEARE COEFFICIENT OF LINEAR THERMAL EXPANSION	ISO 10545-8	METODO DI PROVA DISPONIBILE VALORE DICHIARATO TEST METHOD AVAILABLE DECLARED VALUE		≤ 7x10 ⁻⁶ °C ⁻¹
	◆	RESISTENZA AGLI SBALZI TERMICI THERMAL SHOCK RESISTANCE	ISO 10545-9	METODO DI PROVA DISPONIBILE TEST METHOD AVAILABLE		GARANTITA GUARANTEED
	◆	RESISTENZA AL GELO FROST RESISTANCE	ISO 10545-12	RICHIESTA REQUIRED		CONFORME IN ACCORDANCE
CARATTERISTICHE CHIMICHE CHEMICAL CHARACTERISTICS	◆	RESISTENZA AI PRODOTTI CHIMICI RESISTANCE TO CHEMICALS	ISO 10545-13	METODO DI PROVA DISPONIBILE VALORE DICHIARATO TEST METHOD AVAILABLE DECLARED VALUE		GARANTITA GUARANTEED
	◆	RESISTENZA ALLE MACCHIE RESISTANCE TO STAINING	ISO 10545-14	METODO DI PROVA DISPONIBILE VALORE DICHIARATO TEST METHOD AVAILABLE DECLARED VALUE		GARANTITA GUARANTEED
CARATTERISTICHE DI SICUREZZA SAFETY CHARACTERISTICS	◆	COEFFICIENTE DI ATTRITO DINAMICO DYNAMIC SLIDER	BCRA	METODO DI PROVA DISPONIBILE TEST METHOD AVAILABLE		> 0,4
		COEFFICIENTE DI ATTRITO STATICO STATIC SLIDER	ASTM C1028			
		CLASSIFICAZIONE ANTISDRUCCIOLO INCLINED PLATFORM	DIN 51130 DIN 51097			VEDI TABELLA FORMATI SEE TABLE SIZES A+B+C (strutt. RT)

* VALORI MEDI RIFERITI A PROVE FATTE NEGLI ULTIMI 24 MESI - AVERAGE VALUES REFER TO TEST DONE IN THE PREVIOUS 24 MONTHS

** Per piastrelle rettangolari con il lato lungo ≥ 60 cm e il rapporto fra lato lungo e lato corto ≥ 3, il limite di differenza di rettangolarità simbolo δ, e la sua deviazione percentuale δ / S, si applica solo al lato corto. Fare riferimento alla norma ISO 10545-2

For oblong tiles with longer edge ≥ 60 cm, and ratio between longer edge and shorter edge ≥ 3, only δ, and percent deviation δ / S, are applicable. See ISO 10545-2

"WS" MISURA DI FABBRICAZIONE - WORKING SIZE :

297x1195 . 196x1195. 147x1195

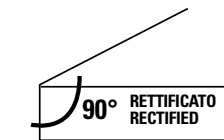
VALORI "WS" RIFERITI AI CALIBRI DI PRODUZIONE: 30x120 (6), 20x120 (6), 15x120 (6)

VALUES "WS" RELATED TO THE PRODUCTION CALIBRES: 30x120 (6), 20x120 (6), 15x120 (6)

MISURE, PESI ED IMBALLI

SIZE, WEIGHT AND PACKAGING . FORMATS, POIDS ET EMBALLAGES .
MASSE, GEWICHTE UND VERPACKUNGEN . MEDIDAS, PESOS Y EMBALAJES

FORMATO size format format formato							
		PZ/SCATOLA pieces/box pièces/bôte stücke/karton pzás/caja	MQ/SCATOLA sqm/box m ² /bôte qm./karton mq/caja	KG/SCATOLA kg/box kg/bôte kg/karton kg/caja	MQ/PALLET sqm/pallet m ² /palette qm./palette mq/pallet	KG/PALLET kg/pallet kg/palette kg/palette kg/pallet	SCATOLA/PALLET box/pallet bôte/palette karton/palette caja/pallet
30x120	95 mm	4	1,44	≈ 31,48	23,04	≈ 516,68	16
(K2) 30x120	20 mm	2	0,72	≈ 33,40	11,52	≈ 547,4	20
20x120	95 mm	6	1,44	≈ 31,48	51,84	≈ 1146,28	36
15x120	95 mm	6	1,08	≈ 23,00	25,92	≈ 565	24
7,2x60 batt	-	10	ml 6,00	≈ 10,22	-	-	-



SPESSORE - THICKNESS:

30x120 (K2) : 20 mm

30x120 - 20x120 - 15x120: 9,5 mm

Consigli di posa - Laying suggestions

Al fine di semplificare le operazioni di posa e ottimizzare la resa estetica del prodotto si raccomanda di posare con 2-3 mm di fuga.

To simplify laying operations and ensure the product looks its best, it is advisable to lay with joints of 2 to 3 mm.

Si suggerisce di posare i formati rettangolari affiancati o sfalsati di 2/3

It is recommended that you lay the rectangular formats side by side or offset by 2/3

La leggera stonalizzazione cromatica della superficie evidenzia la naturalezza del prodotto, per ottenere il migliore effetto estetico si raccomanda di posare attingendo contemporaneamente da scatole diverse.

The slight variations in surface colour shade highlight the naturalness of the product. To achieve the best visual results, it is advisable to mix tiles from different boxes when laying.

Subito dopo la stagionatura delle fughe si raccomanda di effettuare la pulizia del pavimento come descritto su www.keope.com/cleaning.html

As soon as the joints have fully set, it is advisable to clean the floor as described on the website www.keope.com/cleaning.html